




“

A Series of Art & Craft

Budding Artist



Lavish Pahuja
M.A. (Drawing)



PETERSON PRESS
Behind Silver Line School, Laxmipuram, Rajpur Chungi,
AGRA - 282001
A Unit of
NAMAN PUBLISHING (INDIA) PVT. LTD.



Contents

■ Colour Wheel	3	■ Bright Sun	20
■ Oval	4	■ Tasty Ice Cream	21
■ Trapezium	5	■ Clever Fox	22
■ Pentagon	6	■ Adventurous Trip	23
■ Valuable Diamond	7	■ Complete the Pumpkin	24
■ Watering Can	8	■ Spot the Differences	25
■ Stylish Smiley	9	■ Flying Helicopter	26
■ Fatty Brinjal	10	■ Spotty Caterpillar	27
■ Pencil Eraser	11	■ Colour by Codes	28
■ Tip-top Tortoise	12	■ Hidden Picture	29
■ Colourful Rocket	13	■ Beautiful Scenery	30
■ Fancy Lamp	14	■ Spinning Top	31
■ Cute Bird	15	■ National Flower	32
■ Puffy Sheep	16	■ Join the Numbers	33
■ Our National Flag	17	■ Maze Fun	34
■ Zig Zag Lines	18	■ Mr Bunny	35
■ Wavy Lines	19	■ Impressive Flowers	36

Colour Wheel


Hi kids! Welcome to book B. Remember me? I am John, your friend. Come, I am going to take you into the world of art.



Red, yellow and blue are primary colours. Green, orange and purple are secondary colours. Secondary colours are made by mixing two primary colours.




Colour the colour wheel neatly using primary and secondary colours.



Oval

Kids, learn the name of this shape. It is called an oval.


Now colour the picture beautifully using blue crayon.



Trapezium

Here is the picture of a trapezium.


Learn the name of this shape and colour it neatly using red crayon.



Pentagon

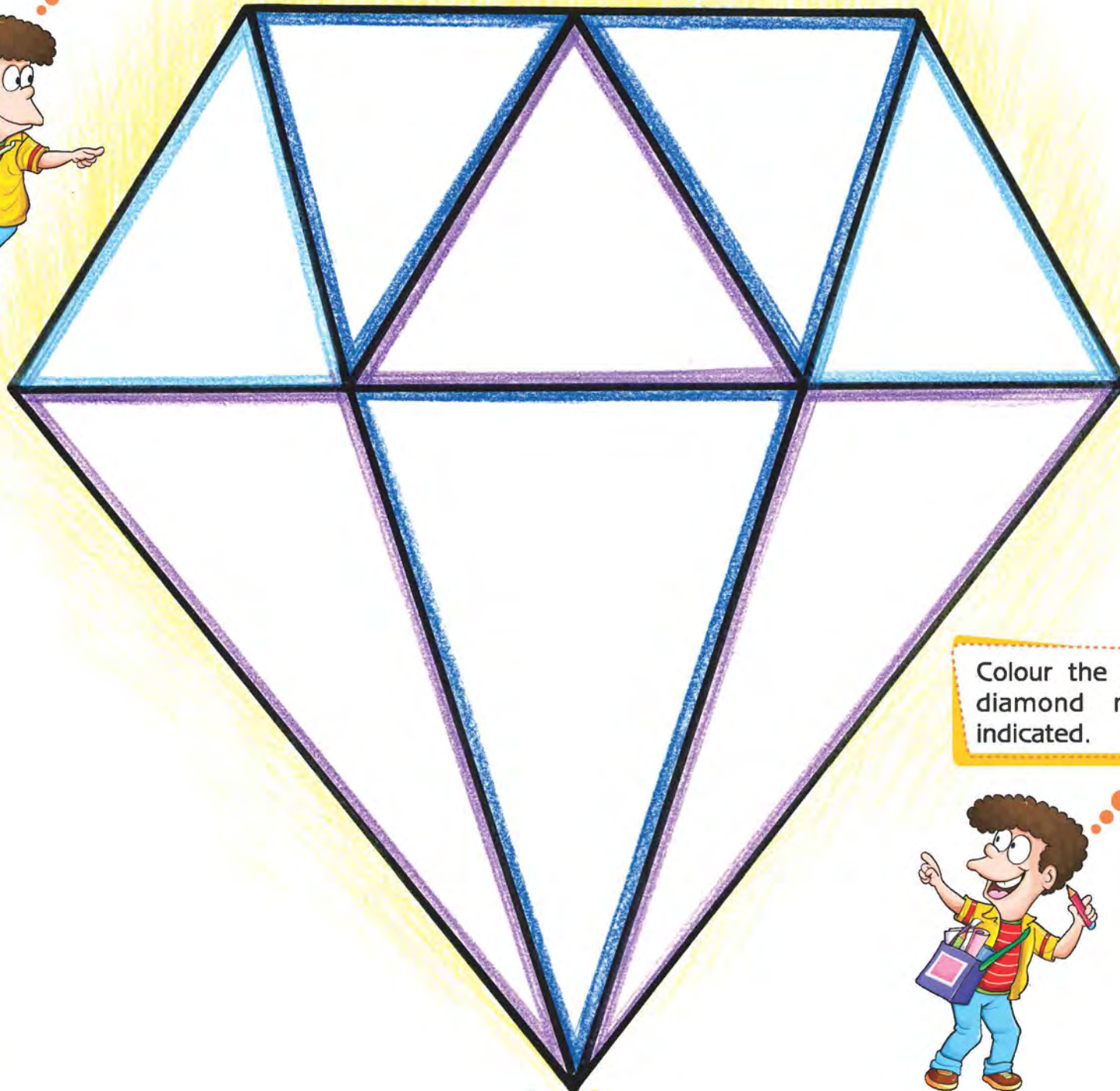
Take out your orange crayon and colour the pentagon nicely.

Also learn the name of this shape.



Valuable Diamond

Kids, diamond is one of the most valuable crystals on Earth.




Colour the picture of diamond neatly as indicated.



Watering Can

A watering can is used to water plants by hand.


Colour the picture nicely as indicated.



Stylish Smiley

A smiley is a stylized representation of a smiling humanoid face.


Dip your thumb into yellow water colour and make impressions on the smiley to make it more stylish.



Fatty Brinjal

Here is a fatty brinjal. Brinjal is a healthy vegetable.



Colour the picture vibrantly using crayons.



Pencil and Eraser




Kids, pick up your crayons and make the pencil and eraser colourful by colouring them neatly.



Tip-top Tortoise

Tortoise is going for a morning walk.


Colour the picture beautifully to make him tip-top.



Colourful Rocket


A rocket is a vehicle that is used for travel into space.

Colour the picture vibrantly using crayons.



Fancy Lamp

Take out your crayons and complete the colouring of the picture beautifully.



Cute Bird

This bird is looking very cute.


Make it more lovely by colouring the picture beautifully using crayons.



Puffy Sheep


Do you know baby sheep are called lambs?

Take the help of your parents and make the sheep puffy by pasting cotton on its body using glue.



Our National Flag

Kids, our National flag is tricolour.



Colour the picture neatly using appropriate colours as you see in our flag.



Zig Zag Lines

Trace the zig zag lines to complete the mat.
Use the crayons of different colours to trace the lines.

